

Camden Community Safety Partnership

Monthly Performance Report - December 2008

Introduction

This report has been designed to enable the monitoring of the main Performance Indicators (PI's) of the Camden Community Safety Partnership. Further information on the definitions of each of the targets is included in the sub-sections. Data sources are listed at the end of the document.

Report produced by the Partnership Information Unit¹.

Performance Summary

The following table summarises the Community Safety Partnership's main performance indicators, targets and progress to date. The table also includes three of the Metropolitan Police Service (MPS) targets that relate to Camden².

There are no targets for 'total notifiable offences' or 'serious violent crime'.

Partnership Indicators	Baseline Year to Date	Year to Date	Target	% Change
Total Notifiable Offences	27,138	25,674	n/a	-5%
Most Serious Violent Crime (2008/9 baseline)		64	n/a	
Serious Acquisitive Crime	6,472	4,758	-3.3%	-26%
Burglary in a Dwelling	1,664	1,361	-4%	-18%
Robbery	1,140	756	-1%	-34%
Theft From a Motor Vehicle	2,987	2,018	-4%	-32%
Theft Of a Motor Vehicle	681	623	-1.1%	-9%
Reduce Crime in Camden Town	2,546	2,371	-10%	-7%
Reduce Visible Drug Dealing in Camden Town (2005/6 baseline)	1,082	983	-30%	-9.1%
Increase Number of Drug Users in Effective Treatment	1,542	1,550	+1%	1%

MPS Indicators	Previous Year to Date	Year to Date	Target	% Change
Gun Enabled Crime	48	36	-5%	-25%
Knife Enabled Crime	406	246	-5%	-39%
Serious Youth Violence	429	336	-5.2%	-22%

Table 1: Performance Summary

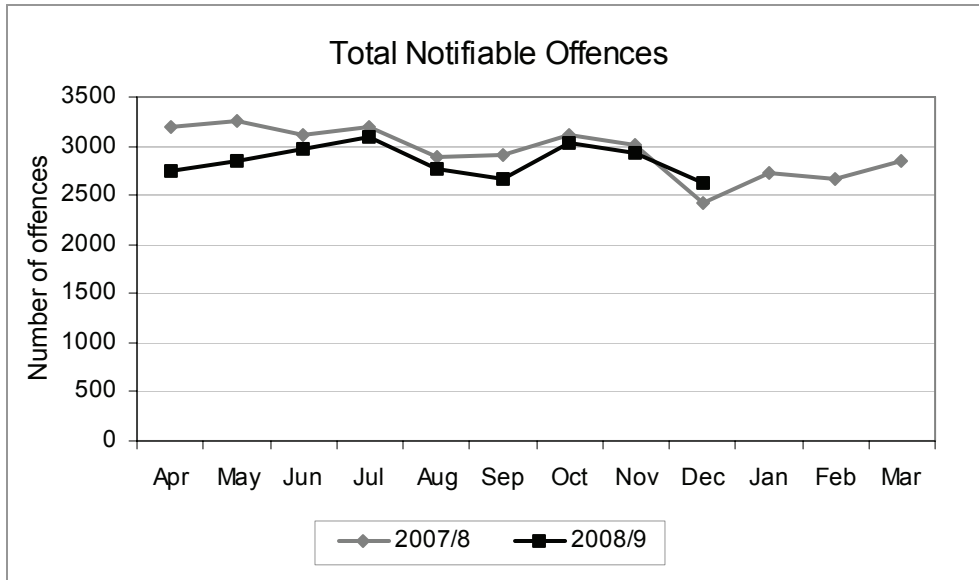
Note: The baseline year is 2007/8 unless otherwise stated; 'year to date' figures are financial year to date, i.e. since April.

¹ Contact Jon Paris for further information. Email: Jon.paris@met.police.uk

² Figures are supplied by the Performance Directorate, MPS. Gun and Knife enabled crime figures are from Monthly Crime Reports; Serious Youth Violence are taken from the MPS Weekly TP/Borough Scorecard.

Total Notifiable Offences

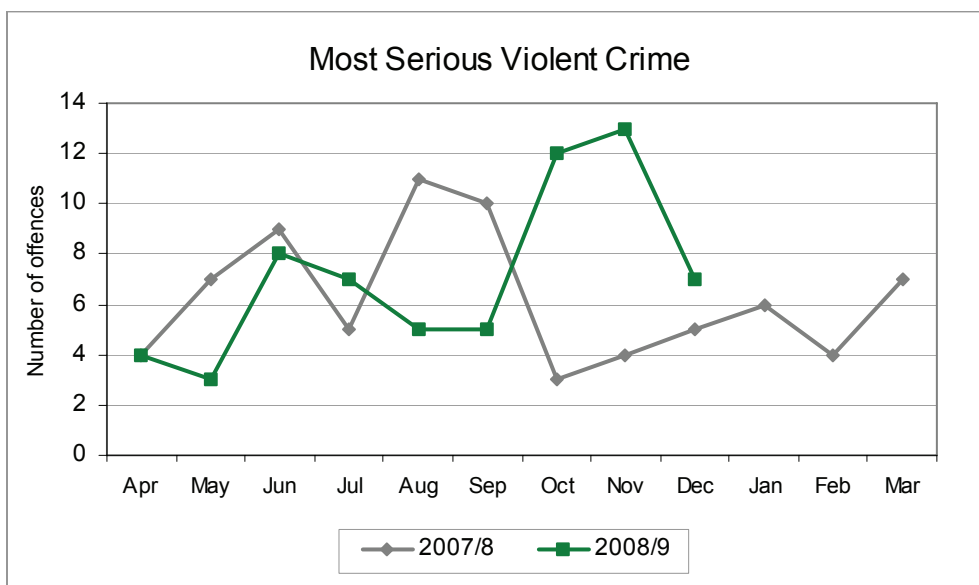
Camden's Community Safety Partnership does not have a specific target relating to 'Total Notifiable Offences' (TNO's) – the following is included for information only. TNO's include all offence types recorded by police forces that are required for monitoring by the Home Office.



Most Serious Violent Crime

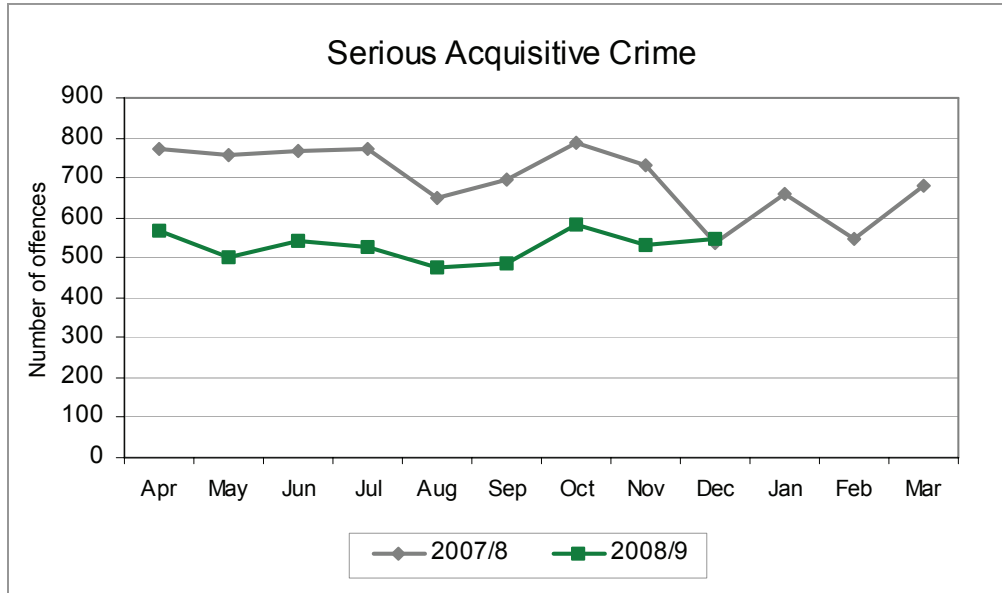
This indicator includes *murder, attempted murder, grievous bodily harm* and causing death through driving offences such as *driving under the influence of drink/drugs* and *dangerous/inconsiderate driving*.

At the current time there is no baseline or target for this indicator due to changes in Home Office guidance relating to 'Actual Bodily Harm' and 'Grievous Bodily Harm' recording practices. It is intended that the financial year 2008/9 will serve as the baseline year, and that the indicator will be monitored during 2008/9.



Serious Acquisitive Crime

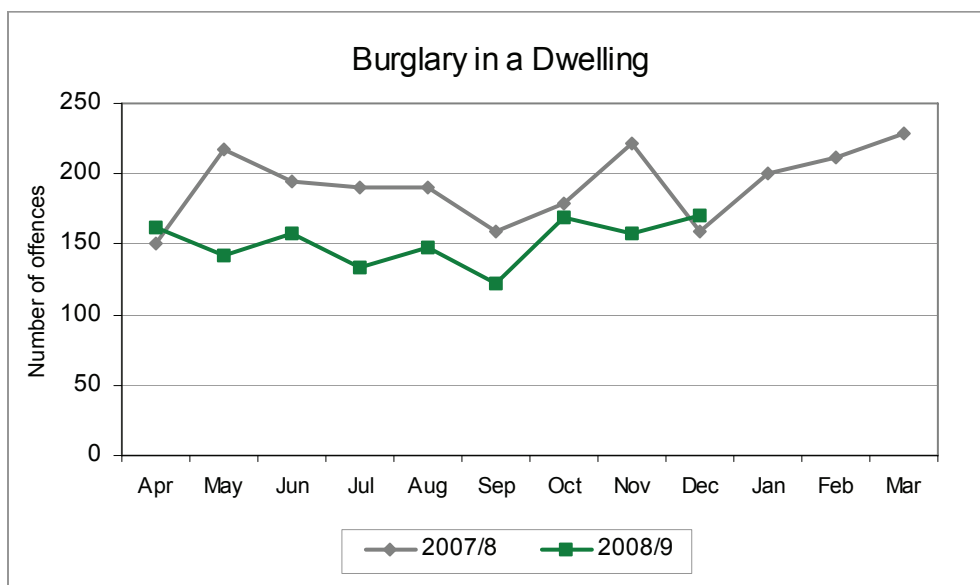
'*Serious acquisitive crime*' incorporates the Home Office crime classifications of *burglary in a dwelling*, *robbery* and, *thefts of* and *thefts from motor vehicles* (including *aggravated offences*). The target relates to the aggregation of these offences, although each is monitored for management purposes and included within this document.



Monthly Average (crimes)			Percentage (%)	
2007/8	2008/9	Target	Change	Target
719	529	673	-26%	-3.3%

Burglary in a Dwelling

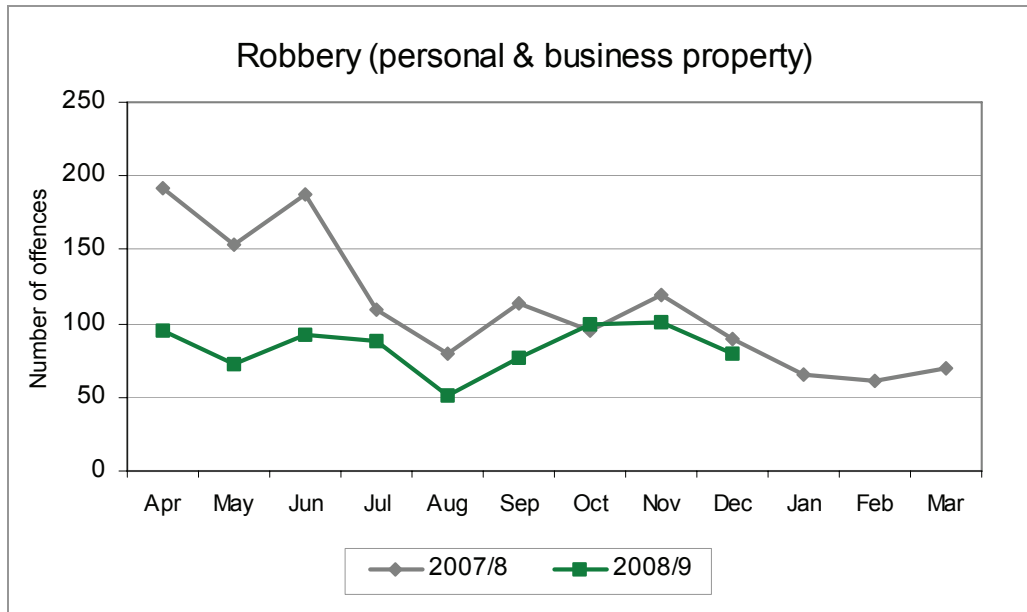
Includes *burglary in a dwelling* and *aggravated burglary in a dwelling* offences - often referred to as residential burglary.



Monthly Average (crimes)			Percentage (%)	
2007/8	2008/9	Target	Change	Target
185	151	184	-18%	-4%

Robbery

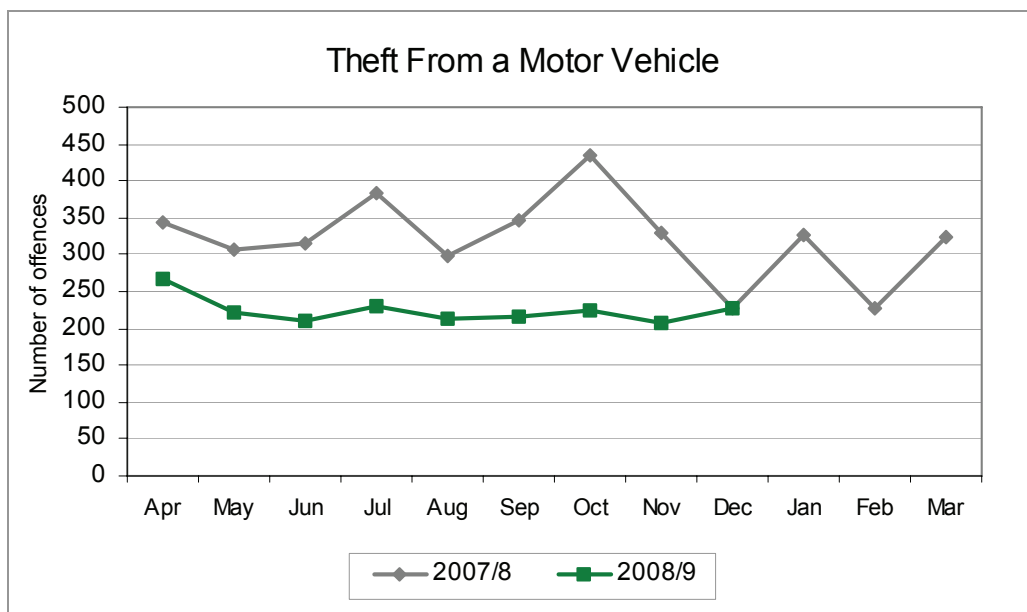
The 'robbery' category includes *robbery of personal and business property*.



Monthly Average (crimes)			Percentage (%)	
2007/8	2008/9	Target	% change	Target
127	84	110	-34%	-1%

Theft From a Motor Vehicle

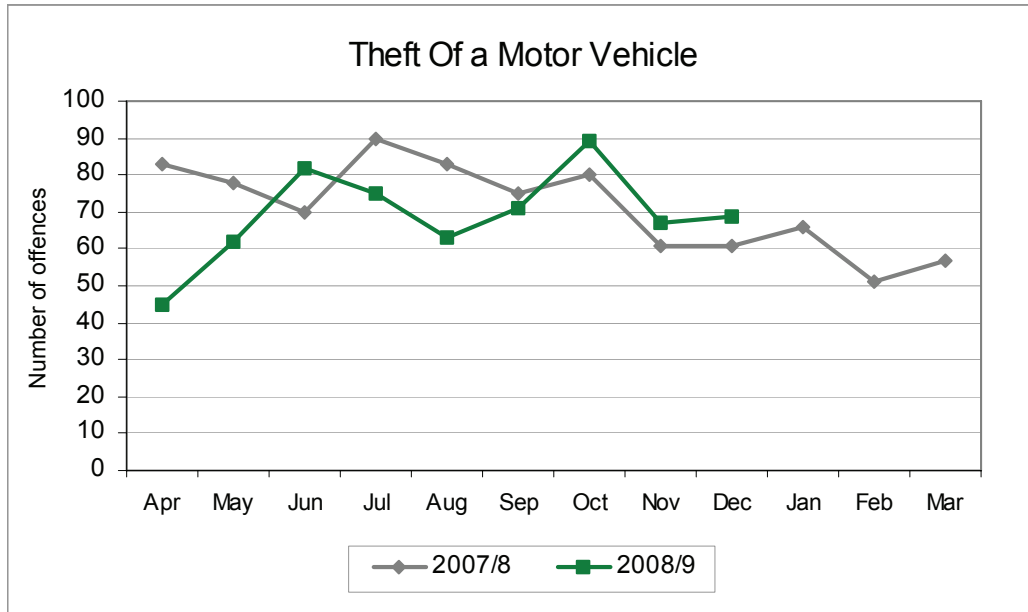
'Theft From a Motor Vehicle' includes thefts from within a vehicle such as bags, stereos and disability badges, as well as items attached to the vehicle, for example number plates.



Monthly Average (crimes)			Percentage (%)	
2007/8	2008/9	Target	% change	Target
332	224	309	-32%	-4%

Theft Of a Motor Vehicle

Includes *theft or unauthorised taking of a motor vehicle*, including motorcycles, mopeds etcetera and *aggravated vehicle taking*.

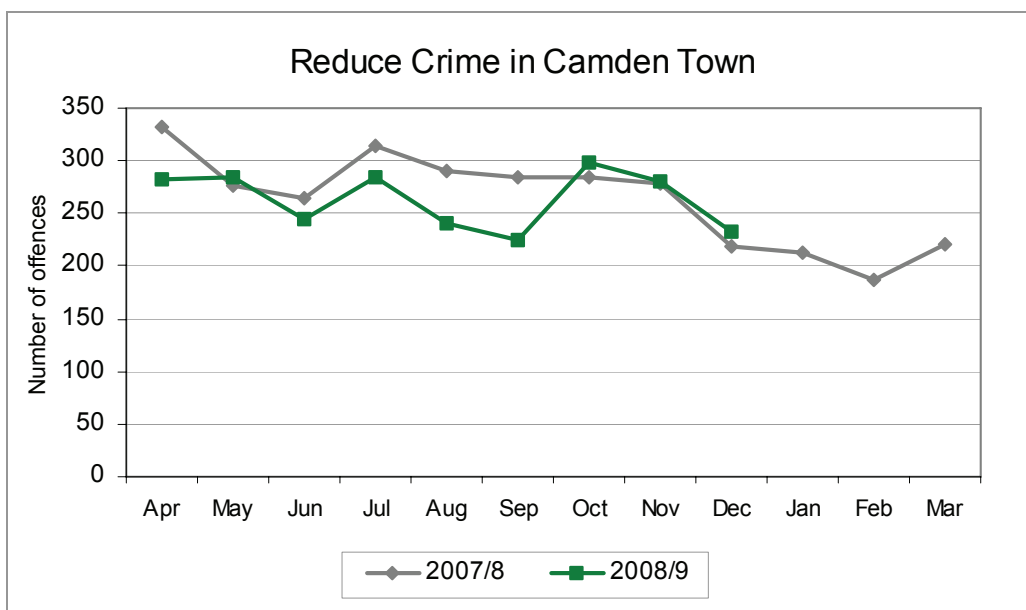


Monthly Average (crimes)			Percentage (%)	
2007/8	2008/9	Target	% change	Target
76	69	70	-9%	-1%

Reduce Crime in Camden Town

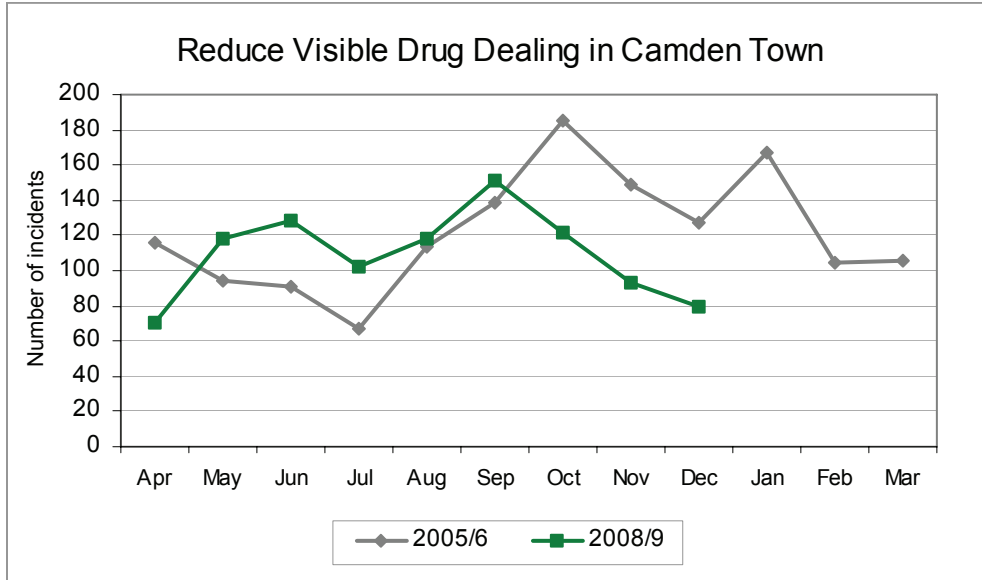
Includes the following crime types as monitored in the 'Camden Town Special Area' monthly report: *criminal damage; other theft; pick-pocketing; robbery; shoplifting; snatch and violence against the person*.

Data is sourced from the MPS Crime Report Information System (CRIS).



Reduce Visible Drug Dealing in Camden Town

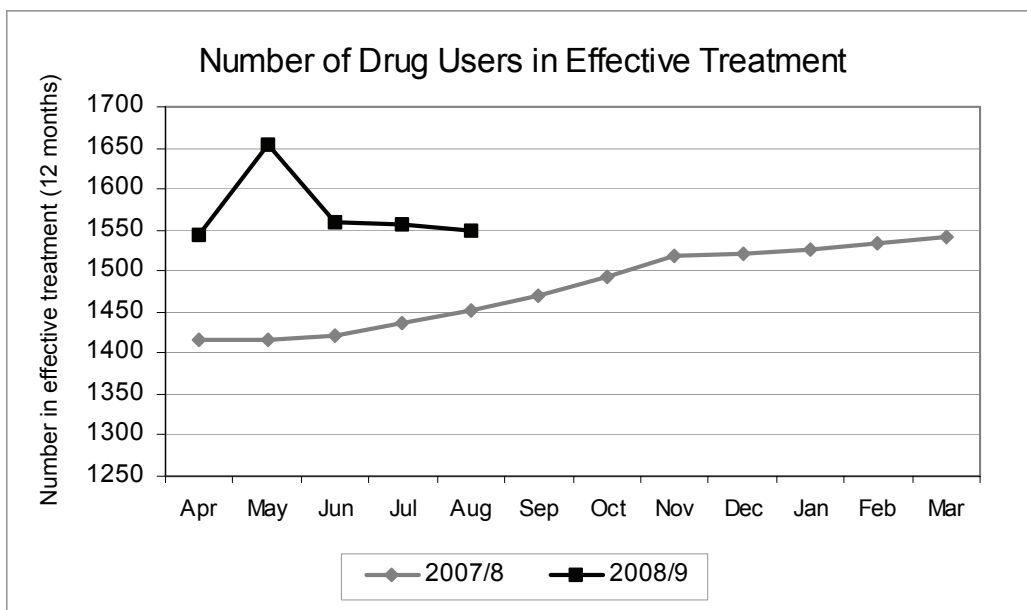
The Camden Council CCTV Unit that covers Camden Town supplies data for this indicator, based on drug dealing incidents observed on the cameras. The baseline year for this indicator is 2005/6 and 2008/9 is the final year in the three-year target.



Number of drug users in effective treatment

Figures for this indicator are sourced from the National Drug Treatment Monitoring System (NDTMS) website, on a quarterly basis.

The numbers shown in the graph below relates to the number of drug users in effective treatment during the previous twelve-month period. For example, there were 1,542 people in effective treatment between April 2007 and March 2008. 1,542 is also the baseline figure and the target is to increase this number by 1% by April 2009.



Data Sources

Partnership Indicators	Data Source
Total Notifiable Offences	iQuanta – Home Office Website
Most Serious Violent Crime	iQuanta – Home Office Website
Serious Acquisitive Crime	iQuanta – Home Office Website
Burglary in a Dwelling	iQuanta – Home Office Website
Robbery	iQuanta – Home Office Website
Theft From a Motor Vehicle	iQuanta – Home Office Website
Theft Of a Motor Vehicle	iQuanta – Home Office Website
Reduce Crime in Camden Town	MPS Crime Reporting Information System (CRIS)
Reduce Visible Drug Dealing in Camden Town	Camden Council CCTV Unit
Increase Number of Drug Users in Effective Treatment	National Drug Treatment Monitoring System
Gun Enabled Crime	MPS Performance Information Bureau (MPS Weekly TP/Borough Scorecard)
Knife Enabled Crime	MPS Performance Information Bureau (MPS Weekly TP/Borough Scorecard)
Serious Youth Violence	MPS Performance Information Bureau (MPS Weekly TP/Borough Scorecard)